



District Report Card: 2017


State: Jharkhand	District: Ranchi
Class: 3	Subject: Language
Schools: 61	Students: 1097


Participation/Coverage


Students

 GENDER	Boys		Girls	
	Number	%	Number	%
	489	44.58	608	55.42

 AREA	Rural		Urban	
	Number	%	Number	%
	709	64.63	388	35.37

 CATEGORY	SC		ST		OBC		GEN	
	Number	%	Number	%	Number	%	Number	%
	111	10.12	610	55.61	351	32.00	25	2.28

 CWSN	LD	VI	HI	S&LD	ID	Oth
	0	7	2	4	7	1

 Management	Government		Government-aided	
	Number	%	Number	%
	777	70.83	320	29.17

Average Performance of Students in Language (%)

Overall	Gender		Area		Management		Social Group			
	Male	Female	Rural	Urban	Govt.	Aided	SC	ST	OBC	GEN
70.39	69.20	71.35	69.17	72.63	71.36	68.04	75.62	68.45	72.38	66.67

Performance on Learning Outcomes (LOs)

Learning Outcomes	Description	Average Performance(%)
L304	Reads small texts with comprehension i.e., identifies main ideas, details, sequence and draws conclusions	71.84
L312	Reads printed scripts on the classroom walls: poems, posters, charts etc.	67.49

Range of Performance of Students who Answered Correctly							
Below 30%		30% - 50%		50% - 75%		Above 75%	
Number	%	Number	%	Number	%	Number	%
65	5.93	134	12.22	387	35.28	511	46.58

Lowest Performing Learning Outcomes (LOs)

1 - Reads printed scripts on the classroom walls: poems, posters, charts etc. (67.49)

2 - Reads small texts with comprehension i.e., identifies main ideas, details, sequence and draws conclusions (71.84)